

FOOTHILL ABORTION: A WESTERN STATES PROBLEM?

Michael N. Oliver¹ and
Ben B. Norman²

Epizootic bovine abortion (EBA) is commonly referred to as “foothill abortion” because it was originally recognized as an abortion disease of cattle that occurred after summer grazing in the foothill regions of coastal and central California. In the early 1950s, with the advent of calving two year old heifers, it became a recognizable disease with abortion rates up to 50%. EBA is also a phenomenon of summer grazing in the Sierra Nevada Mountains and the Great Basin regions of California, and has been diagnosed in southern Oregon and western Nevada.

IT IS A TICK TRANSMITTED ABORTION DISEASE

EBA is a disease that is apparently only transmitted by the bite of a particular soft-bodied tick commonly known as the pajahuello (or pajaroello) (pronounced pa-ha-way'-lo). The scientific name of the tick is *Ornithodoros coriaceus*. Despite several decades of study, the disease agent the tick is transmitting has eluded researchers. Suspected agents have been isolated from aborted fetuses and from the tick, but none has proved to fulfill Koch's postulates for recreating the disease when put back into pregnant cows. Recently, thymus from an aborted fetus has apparently transmitted EBA to a pregnant cow under experimental conditions.

FOUR THINGS ARE NEEDED FOR EBA TO OCCUR

First: Cattle must be six months or less in pregnancy. Experimentally, cattle that were as early as 35 days pregnant when exposed have aborted.

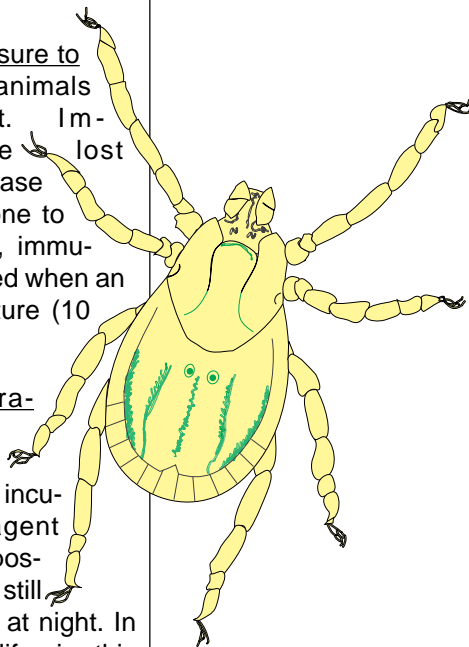
Second: Pajahuello ticks must be present and hungry in the range the cattle are utilizing. Ticks don't re-feed for about two months after exposure to cattle.

Third: No previous exposure to the disease means animals have no immunity to it. Immunity can apparently be lost if exposure to the disease has not occurred for one to two years. Apparently, immunity can only be obtained when an animal is sexually mature (10 months or older).

Fourth: Ambient temperatures must be warm and dry enough to activate the tick's metabolism or incubate the unknown agent within the tick's body (possibly in the 70s F.), while still staying above freezing at night. In coastal and central California, this weather pattern usually occurs from May through October. In the mountains and high desert regions, the warm months typically are June through October. Unusually warm, dry winters can cause EBA to occur in normally “safe” periods.

ABORTION OCCURS 3-4 MONTHS AFTER EXPOSURE TO TICK

If all of the above four factors exist at the same time, EBA abortions can be ex-



pected to occur 3 to 4 months later. To determine where disease exposure (tick exposure) happened, the producer must be able to identify where his cattle were grazing 3 to 4 months prior to the onset of abortions.

THE TICK "LIVES" IN COW AND DEER BED GROUNDS

The existence of pajahuello ticks in a pasture can be verified by collecting them. The tick resides in the soil and organic matter found in deer and cattle bedding areas; this tick does not "quest" nor climb up on brush like most of its hard-bodied cousins. Few people have seen this tick in the field. Its bite on the human is very painful and subsequent bites cause skin necrosis and very swollen areas.

TICKS DON'T LIVE IN WET AREAS OR PLACES THAT FLOOD

Don't bother looking in irrigated pastures or areas that are subject to flooding. The pajahuello doesn't survive well when submerged or damp. Look above the high water mark when in gulches and arroyos. They have been found in desert dry wash creek beds.

TRAP THESE TICKS WITH DRY ICE (FROZEN CO₂)

The pajahuello tick detects and locates its host by being extremely sensitive to increased concentrations of gaseous CO₂ in its environment; CO₂ is exhaled in animals' breath. Tick collection is accomplished by placing pieces of dry ice (frozen CO₂) on the ground or in buried pans (traps) underneath trees or brush where there is evidence of deer or cattle bedding. If ticks are present and if they haven't taken a blood meal in the last month or

two, they will crawl out of the ground, locate the source of CO₂, and be picked up as they are seen moving toward the dry ice, or fall in the trap on their way to the bait. If a pasture does not yield ticks to CO₂/dry ice trapping, then you may need to repeat it several times. A pasture with any number of ticks is positive, but a pasture without ticks being trapped needs several different trapping attempts before considering it negative.

THE TICKS ONLY STAY ON THE COW ABOUT 20 MINUTES AT A TIME

Unlike hard-bodied ticks that attach to their host for 7 to 10 days, the pajahuello only requires about 20 minutes of attachment in order to completely engorge itself with blood. Once full, the tick drops off the animal and quickly buries itself back in the soil. The exception to this behavior is the larval stage tick that hatches from the egg. These very tiny creatures stay attached for a week or more while they slowly engorge and grow to several times their original size. After the larva leaves the animal, it molts and becomes a nymph. Thereafter, each time a nymph feeds, it molts and becomes a larger nymph. This process continues through 5 to 7 nymph stages (instars) before the tick becomes an adult. Adult females are unmistakably larger than adult males. Females will lay about 300 eggs following each blood meal. The life span of the pajahuello is unknown, but experimentally, large females have lived in plastic dishes for four years without having a blood meal.

NO VACCINE AVAILABLE

Until the causative agent is identified, it will be difficult to develop a vaccine to protect animals from EBA abortion. A number of research projects are underway both at UCD and in collaboration with University of Nevada/Reno. Newer mo-

lecular biology and biotechnology tools are being applied to this problem.

YOU CAN LEARN TO MANAGE AROUND THE DISEASE

Many producers have been able to avoid the disease simply by incorporating knowledge of the previously listed four EBA prerequisites into their breeding and range management programs.

CRITICAL POINTS TO REMEMBER

Exposing sexually mature heifers to known pajahuello pastures during warm weather has often established immunity in many of these animals. Females may lose their protection if removed from tick exposure areas.

Shifting breeding seasons has avoided the overlapping of susceptible gestation period with warm weather tick exposure.

Changing pasture rotation schedules has utilized tick pastures before breeding or after cattle are six months pregnant.

Don't bring pregnant cattle into a known tick area without taking into account the EBA risk and how to avoid.






HAVE YOUR VETERINARIAN LOOK AT ABORTED FETUSES

If EBA is suspected of being the cause of abortion in a herd, a veterinarian should be consulted quickly. He will establish a herd history and ask that any fetuses that are found be brought to him refrigerated (not frozen) as soon as possible. Small pieces of fresh fetal tissues placed in formalin can be used by a veterinary pathology lab to look for microscopic lesions that are particular to this disease.

DIAGNOSIS OF EBA/FOOTHILL ABORTION

With a suspicious history, EBA can be grossly diagnosed in about 1/3 of the fetuses.

The fetus will usually be at least six months old (small cat sized), and may have any combination of the following external and including:

-  enlarged lymph nodes, especially the prescapular nodes which are in front of the shoulder blade at the base of neck on the side,
-  a fluid-filled abdomen,
-  pinpoint hemorrhages around the eyes or under the tongue,
-  enlarged liver with a rough discolored surface,
-  and/or pinpoint hemorrhages on the thymus.

*Staff Research Associate¹
Extension Veterinarian²
Extension Veterinary Medicine
School of Veterinary Medicine
University of California
Davis, California 95616*

FROM:

California Ranchers' Management Guide
Steven Blank and James Oltjen, Editors.
California Cooperative Extension

Disclaimer

Commercial companies are mentioned in this publication solely for the purpose of providing specific information. Mention of a company does not constitute a guarantee or warranty of its products or an endorsement over products of other companies not mentioned.

The University of California Cooperative Extension in compliance with the Civil Rights Act of 1964, Title IX of the Education Amendments of 1972, and the Rehabilitation Act of 1973 does not discriminate on the basis of race, creed, religion, color, national origins, or mental or physical handicaps in any of its programs or activities, or wish respect to any of its employment practices or procedures. The University of California does not discriminate on the basis of age, ancestry, sexual orientation, marital status, citizenship, medical condition (as defined in section 12926 of the California Government Code) or because the individuals are disabled or Vietnam era veterans. Inquires regarding this policy may be directed to the Personnel Studies and Affirmative Action Manager, Agriculture and Natural Resources, 2120 University Avenue, University of California, Berkeley, California 94720, (510) 644-4270.

University of California and the United States Department of Agriculture cooperating.